

MEN'S SIZE CHART

MEN'S FOOTWEAR CONVERSION

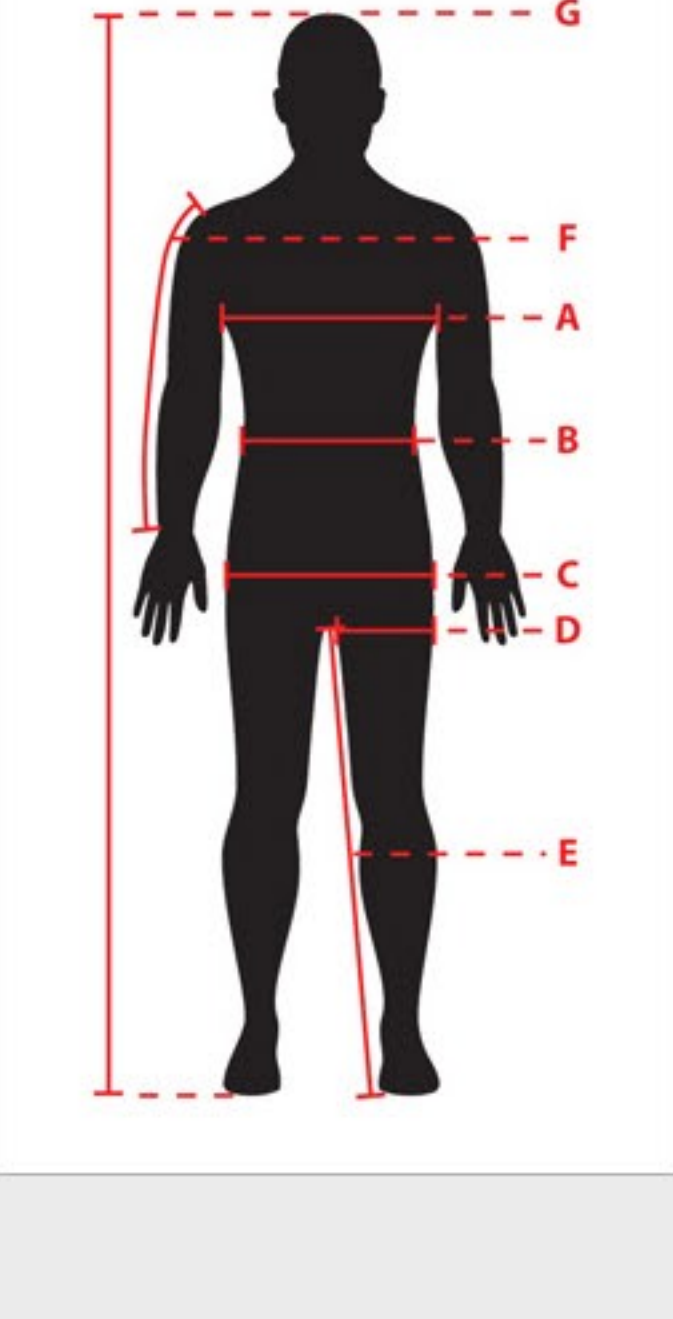
| | | | | | | | | | | | | |
|------|----|----|------|------|------|------|------|------|------|------|------|------|
| Euro | 38 | 39 | 40.5 | 42 | 43 | 44.5 | 45.5 | 47 | 48 | 49.5 | 51 | 52 |
| US | 5 | 6 | 7 | 8 | 9 | 10 | 11 | 12 | 13 | 14 | 15 | 16 |
| JPN | 24 | 25 | 25.5 | 26.5 | 27.5 | 29 | 29.5 | 30.5 | 31.5 | 32.5 | 33.5 | 34.5 |

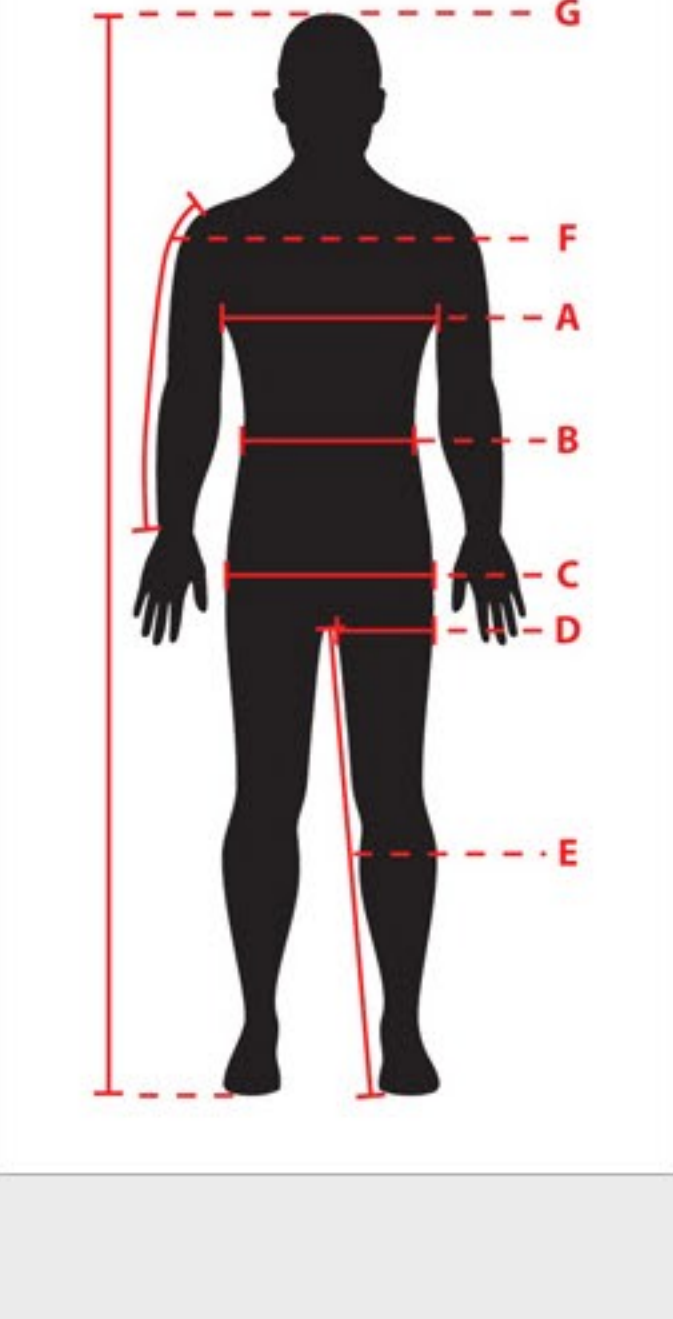
MEN'S APPAREL SIZE CHART (INCHES)

| | | | | | | | | | | | | | |
|--------------------|----|-----|----|----|----|----|----|-----|-----|-----|----|----|----|
| Euro Size | 40 | 42 | 44 | 46 | 48 | 50 | 52 | 54 | 56 | 58 | 60 | 62 | 64 |
| International Size | | XXS | XS | S | M | L | XL | XXL | 3XL | 4XL | | | |
| U.S. Size | 30 | 32 | 34 | 36 | 38 | 40 | 42 | 44 | 46 | 48 | 50 | 52 | 54 |
| U.S. Pant Size | 24 | 26 | 28 | 30 | 32 | 34 | 36 | 38 | 40 | 42 | 44 | 46 | 48 |

| | | | | | | | | | | | | | | | | | | | | | | | | | |
|-----------------------|--------------------|--------------------|--------------------|--------------------|--------------------|--------------------|--------------------|--------------------|--------------------|--------------------|--------------------|--------------------|--------------------|--------------------|--------------------|--------------------|--------------------|--------------------|--------------------|--------------------|--------------------|--------------------|--------------------|--------------------|--------------------|
| | | | | | | | | | | | | | | | | | | | | | | | | | |
| A. Chest (Inches) | 30 3/4 - 32 1/4 | 32 1/4 - 33 7/8 | 33 7/8 - 35 3/8 | 35 3/8 - 37 | 37 - 38 5/8 | 38 5/8 - 40 1/8 | 40 1/8 - 41 3/4 | 41 3/4 - 43 1/4 | 43 1/4 - 44 7/8 | 44 7/8 - 46 1/2 | 46 1/2 - 48 | 48 - 49 5/8 | 49 5/8 - 51 1/8 | 51 1/8 - 53 1/4 | 53 1/4 - 55 1/2 | 55 1/2 - 57 1/4 | 57 1/4 - 59 1/4 | 59 1/4 - 61 1/4 | 61 1/4 - 63 1/4 | 63 1/4 - 65 1/4 | 65 1/4 - 67 1/4 | 67 1/4 - 69 1/4 | 69 1/4 - 71 1/4 | 71 1/4 - 73 1/4 | 73 1/4 - 75 1/4 |
| B. Waist (Inches) | 25 1/4 - 26 3/4 | 26 3/4 - 28 3/8 | 28 3/8 - 29 7/8 | 29 7/8 - 31 1/2 | 31 1/2 - 33 1/8 | 33 1/8 - 34 5/8 | 34 5/8 - 36 1/4 | 36 1/4 - 37 3/4 | 37 3/4 - 39 1/4 | 39 1/4 - 41 | 41 - 42 1/2 | 42 1/2 - 44 1/8 | 44 1/8 - 46 5/8 | 46 5/8 - 49 1/8 | 49 1/8 - 52 1/8 | 52 1/8 - 55 3/8 | 55 3/8 - 58 7/8 | 58 7/8 - 62 3/8 | 62 3/8 - 66 3/8 | 66 3/8 - 70 3/8 | 70 3/8 - 74 3/8 | 74 3/8 - 78 3/8 | 78 3/8 - 82 3/8 | 82 3/8 - 86 3/8 | 86 3/8 - 90 3/8 |
| C. Hip (Inches) | 31 1/8 - 32 5/8 | 32 5/8 - 34 1/4 | 34 1/4 - 35 7/8 | 35 7/8 - 37 3/8 | 37 3/8 - 39 | 39 - 40 1/2 | 40 1/2 - 42 1/8 | 42 1/8 - 43 3/4 | 43 3/4 - 45 1/4 | 45 1/4 - 46 7/8 | 46 7/8 - 48 3/8 | 48 3/8 - 50 | 50 - 51 5/8 | 51 5/8 - 53 1/4 | 53 1/4 - 55 1/4 | 55 1/4 - 57 1/4 | 57 1/4 - 59 1/4 | 59 1/4 - 61 1/4 | 61 1/4 - 63 1/4 | 63 1/4 - 65 1/4 | 65 1/4 - 67 1/4 | 67 1/4 - 69 1/4 | 69 1/4 - 71 1/4 | 71 1/4 - 73 1/4 | 73 1/4 - 75 1/4 |
| D. Thigh (Inches) | 19 3/8 - 19 5/8 | 19 5/8 - 20 1/8 | 20 1/2 - 20 7/8 | 21 1/4 - 21 5/8 | 22 - 22 1/2 | 22 7/8 - 23 1/4 | 23 5/8 - 24 | 24 3/8 - 24 3/4 | 25 1/4 - 25 5/8 | 26 - 26 3/8 | 26 3/4 - 27 1/8 | 27 1/2 - 28 | 28 3/8 - 28 1/2 | 29 1/8 - 29 3/4 | 29 7/8 - 30 1/4 | 30 5/8 - 31 1/2 | 31 3/8 - 31 7/8 | 32 1/8 - 32 5/8 | 32 7/8 - 33 1/4 | 33 1/2 - 33 5/8 | 34 1/4 - 34 7/8 | 34 3/4 - 35 1/8 | 35 1/2 - 35 5/8 | 35 3/4 - 36 1/8 | 36 1/2 - 36 5/8 |
| E. Inseam (Inches) | 28 - 28 3/4 | 28 3/4 - 29 1/8 | 29 1/2 - 29 7/8 | 30 3/8 - 30 3/4 | 31 1/8 - 31 1/2 | 33 1/8 - 32 1/4 | 32 5/8 - 33 1/4 | 33 1/2 - 33 7/8 | 34 1/4 - 34 5/8 | 35 - 35 3/8 | 35 3/4 - 36 1/8 | 36 1/2 - 36 5/8 | 36 3/4 - 37 1/8 | 37 1/2 - 37 5/8 | 37 3/4 - 38 1/8 | 38 3/8 - 38 3/4 | 38 7/8 - 39 1/8 | 39 3/8 - 39 3/4 | 39 7/8 - 40 1/8 | 40 3/8 - 40 3/4 | 40 7/8 - 41 1/8 | 41 1/2 - 41 5/8 | 41 3/4 - 42 1/4 | 42 1/2 - 42 5/8 | 42 3/4 - 43 1/4 |
| F. Outer Arm (Inches) | 19 1/4 - 19 1/8 | 20 1/8 - 20 3/4 | 20 7/8 - 21 1/4 | 21 5/8 - 22 | 22 1/2 - 22 7/8 | 23 1/4 - 23 5/8 | 24 - 24 3/8 | 24 3/4 - 25 1/4 | 25 5/8 - 26 | 26 3/8 - 26 3/4 | 26 3/4 - 27 1/8 | 27 1/8 - 27 1/2 | 27 1/2 - 27 5/8 | 27 3/4 - 28 1/8 | 28 1/4 - 28 3/8 | 28 3/4 - 29 1/8 | 29 1/8 - 29 3/4 | 29 3/4 - 30 1/8 | 30 1/4 - 30 3/4 | 30 3/4 - 31 1/8 | 31 1/8 - 31 5/8 | 31 3/4 - 32 1/8 | 32 1/4 - 32 5/8 | 32 3/4 - 33 1/8 | 33 1/4 - 33 5/8 |
| G. Height (Inches) | 41" - 51" | 52" - 54" | 54" - 55" | 55" - 57" | 57" - 58" | 59" - 60" | 61" - 62" | 63" - 64" | 65" - 66" | 67" - 68" | 69" - 70" | 71" - 72" | 73" - 74" | 75" - 76" | 77" - 78" | 79" - 80" | 81" - 82" | 83" - 84" | 85" - 86" | 87" - 88" | 89" - 90" | 91" - 92" | 93" - 94" | 95" - 96" | 97" - 98" |

HOW TO MEASURE

| | |
|---|--|
| A. Chest Measure around the fullest part, under the armpits, keeping the tape horizontal. |  |
| B. Waist Measure around the natural waist line, inline with the navel, keeping the tape horizontal. | |
| C. Hip Measure around the fullest part of your hips, about 20cm below waist line, keeping the tape horizontal. | |
| D. Thigh Measure around the thigh just below the crotch, keeping the tape horizontal. | |
| E. Inseam Stand against a wall, ask someone else to measure from the crotch to the bottom of your leg. | |
| F. Arm Length Measure from shoulder (Humerus) to wrist. | |
| G. Height Stand against a wall, ask someone else to measure from the floor to the top of your head, keeping the tape vertical. | |

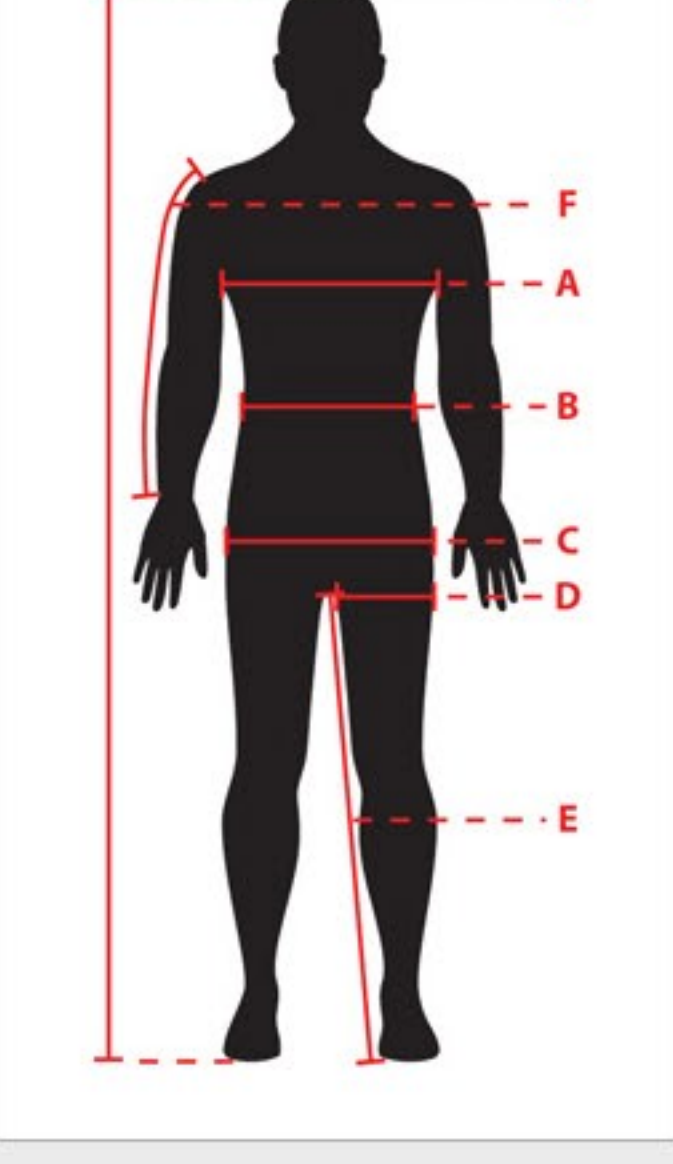


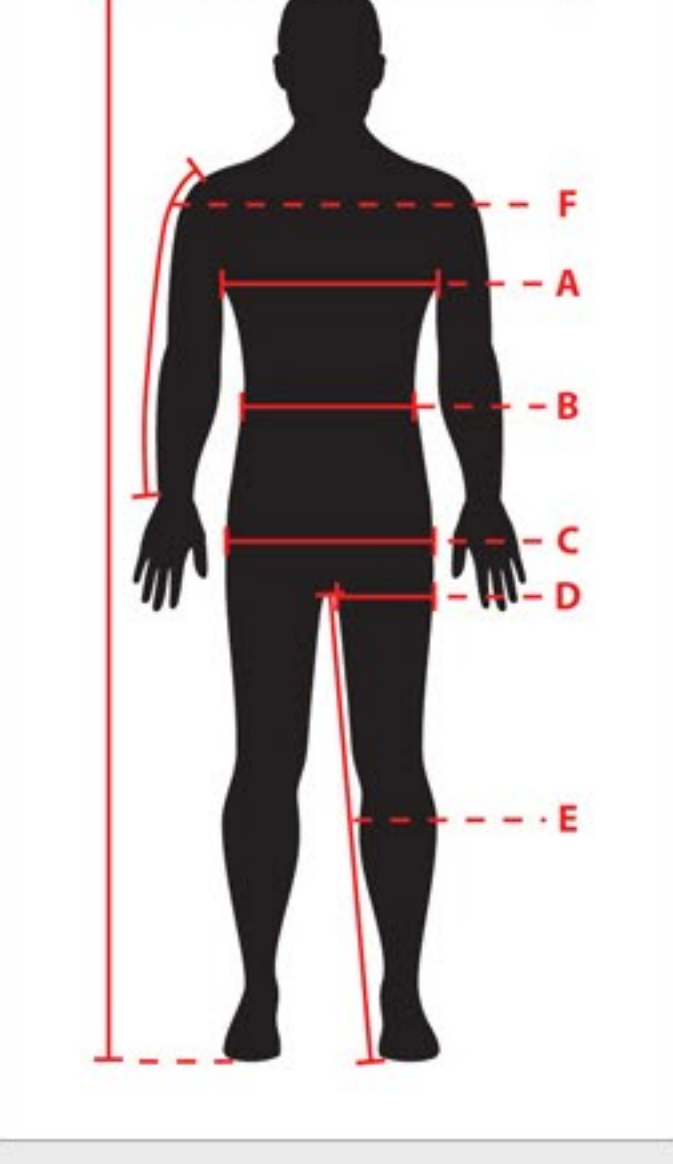
MEN'S APPAREL SIZE CHART (CM)

| | | | | | | | | | | | | | |
|--------------------|----|-----|----|----|----|----|----|-----|-----|-----|----|----|----|
| Euro Size | 40 | 42 | 44 | 46 | 48 | 50 | 52 | 54 | 56 | 58 | 60 | 62 | 64 |
| International Size | | XXS | XS | S | M | L | XL | XXL | 3XL | 4XL | | | |
| U.S. Size | 30 | 32 | 34 | 36 | 38 | 40 | 42 | 44 | 46 | 48 | 50 | 52 | 54 |
| U.S. Pant Size | 24 | 26 | 28 | 30 | 32 | 34 | 36 | 38 | 40 | 42 | 44 | 46 | 48 |

| | | | | | | | | | | | | | |
|-------------------|----------------------|----------------------|----------------------|----------------------|----------------------|----------------------|----------------------|----------------------|----------------------|----------------------|----------------------|----------------------|----------------------|
| A. Chest (cm) | 78-82 - 82-86 | 82-86 - 86-90 | 86-90 - 90-94 | 90-94 - 94-98 | 94-98 - 98-102 | 98-102 - 102-106 | 102-106 - 106-110 | 106-110 - 110-114 | 110-114 - 114-118 | 114-118 - 118-122 | 118-122 - 122-126 | 122-126 - 126-130 | 126-130 - 130-134 |
| B. Waist (cm) | 64-68 - 68-72 | 68-72 - 72-76 | 72-76 - 76-80 | 76-80 - 80-84 | 80-84 - 84-88 | 84-88 - 88-92 | 88-92 - 92-96 | 92-96 - 96-100 | 96-100 - 100-104 | 100-104 - 104-108 | 104-108 - 108-112 | 108-112 - 112-116 | 112-116 - 116-120 |
| C. Hip (cm) | 79-83 - 83-87 | 83-87 - 87-91 | 87-91 - 91-95 | 91-95 - 95-99 | 95-99 - 99-103 | 99-103 - 103-107 | 103-107 - 107-111 | 107-111 - 111-115 | 111-115 - 115-119 | 115-119 - 119-123 | 119-123 - 123-127 | 123-127 - 127-131 | 127-131 - 131-135 |
| D. Thigh (cm) | 48-49 - 50-51 | 50-51 - 52-53 | 52-53 - 54-55 | 54-55 - 56-57 | 56-57 - 58-59 | 58-59 - 60-61 | 60-61 - 62-63 | 62-63 - 64-65 | 64-65 - 66-67 | 66-67 - 68-69 | 68-69 - 70-71 | 70-71 - 72-73 | 72-73 - 74-75 |
| E. Inseam (cm) | 71-72 - 73-74 | 73-74 - 75-76 | 75-76 - 77-78 | 77-78 - 79-80 | 79-80 - 81-82 | 81-82 - 83-84 | 83-84 - 85-86 | 85-86 - 87-88 | 87-88 - 89-90 | 89-90 - 91-92 | 91-92 - 93-94 | 93-94 - 95-96 | 95-96 - 97-98 |
| F. Outer Arm (cm) | 49-50 - 51-52 | 51-52 - 53-54 | 53-54 - 55-56 | 55-56 - 57-58 | 57-58 - 59-60 | 59-60 - 61-62 | 61-62 - 63-64 | 63-64 - 65-66 | 65-66 - 67-68 | 67-68 - 69-70 | 69-70 - 71-72 | 71-72 - 73-74 | 73-74 - 75-76 |
| G. Height (cm) | 150-156 - 157-163 | 156-162 - 164-167 | 162-168 - 168-171 | 168-174 - 172-175 | 174-180 - 176-179 | 180-186 - 182-183 | 186-192 - 184-187 | 192-198 - 188-191 | 198-204 - 192-195 | 204-210 - 192-195 | 210-216 - 196-199 | 216-222 - 199-202 | 222-228 - 199-202 |

HOW TO MEASURE

| | |
|---|---|
| A. Chest Measure around the fullest part, under the armpits, keeping the tape horizontal. |  |
| B. Bust Measure around the fullest part of the bust, keeping the tape horizontal. | |
| C. Waist Measure around the natural waist line, inline with the navel, keeping the tape horizontal. | |
| D. Hip Measure around the fullest part of your hips, about 20cm below waist line, keeping the tape horizontal. | |
| E. Thigh Measure around the thigh just below the crotch, keeping the tape horizontal. | |
| F. Inseam Stand against a wall, ask someone else to measure from the crotch to the bottom of your leg. | |
| G. Arm Length Measure from shoulder (Humerus) to wrist. | |
| H. Height Stand against a wall, ask someone else to measure from the floor to the top of your head, keeping the tape vertical. | |



WOMEN'S SIZE CHART

WOMEN'S FOOTWEAR CONVERSION

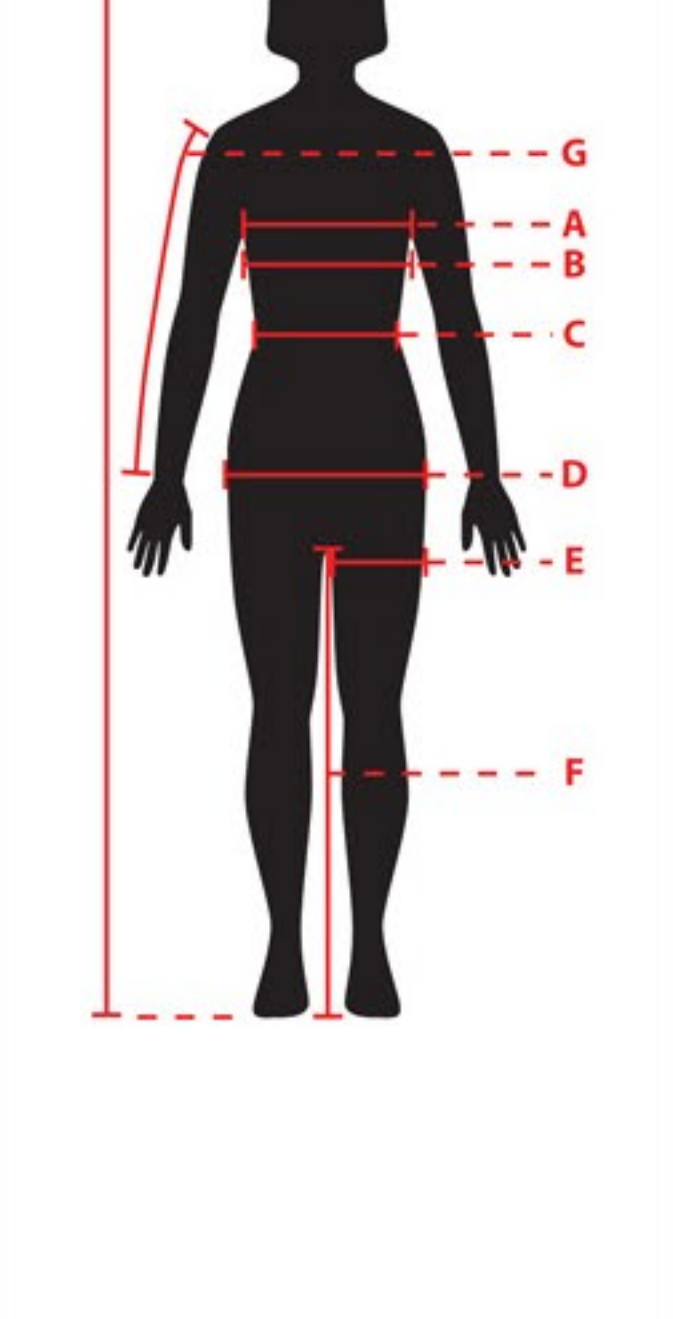
| | | | | | |
|------|----|----|----|----|------|
| Euro | 37 | 38 | 39 | 41 | 42 |
| US | 6 | 7 | 8 | 9 | 10 |
| JPN | 23 | 24 | 25 | 26 | 26.5 |

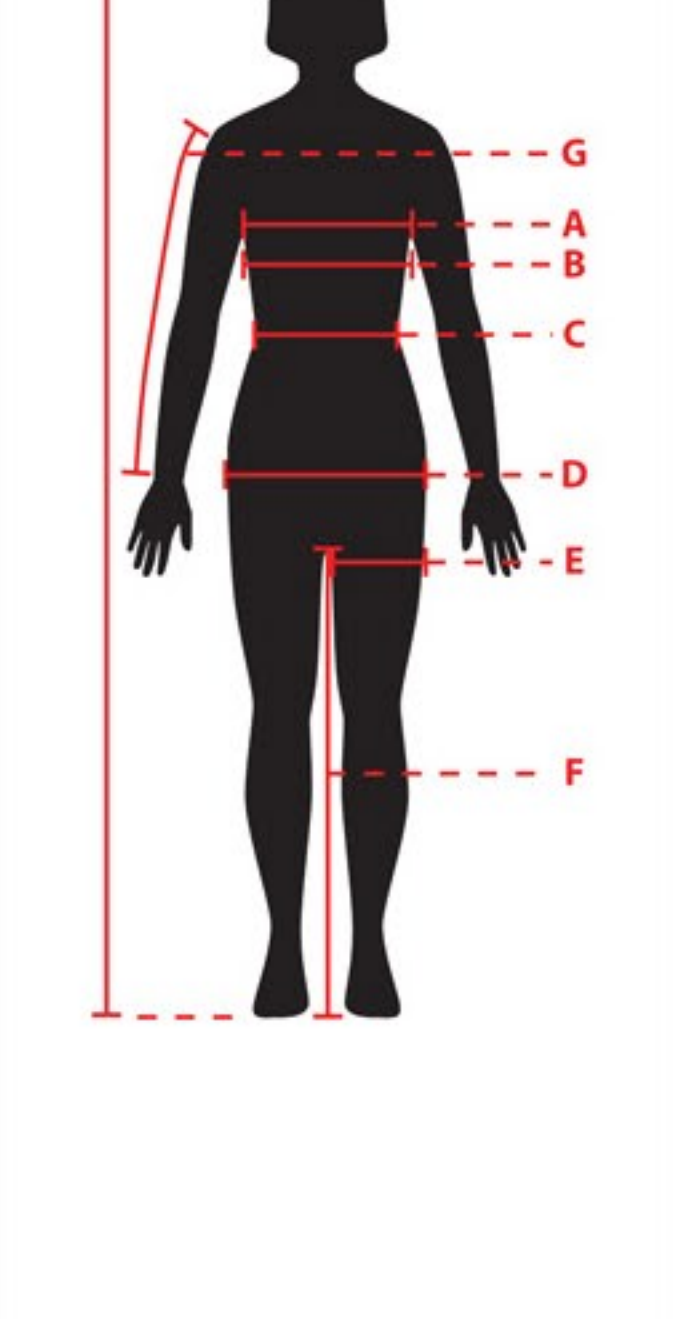
WOMEN'S APPAREL SIZE CHART (INCHES)

| | | | | | | | | | | |
|--------------------|----|-----|----|----|----|----|----|-----|-----|----|
| Euro Size | 36 | 38 | 40 | 42 | 44 | 46 | 48 | 50 | 52 | 54 |
| International Size | | XXS | XS | S | M | L | XL | XXL | 3XL | |
| U.S. Size | 0 | 2 | 4 | 6 | 8 | 10 | 12 | 14 | 16 | 18 |
| U.S. Pant Size | 22 | 24 | 26 | 28 | 30 | 32 | 34 | 36 | 38 | 40 |

| | | | | | | | | | | | |
|------------------------|-----------------|-----------------|-----------------|-----------------|-----------------|-----------------|-----------------|-----------------|-----------------|-----------------|-----------------|
| A. Chest (Inches) | 29 1/8 - 30 3/4 | 30 3/4 - 32 1/4 | 32 1/4 - 33 7/8 | 33 7/8 - 35 1/8 | 35 1/8 - 37 | 37 - 38 5/8 | 38 5/8 - 40 1/8 | 40 1/8 - 41 3/4 | 41 3/4 - 43 1/4 | 43 1/4 - 44 7/8 | 44 7/8 - 46 1/2 |
| B. Bust (Inches) | 30 3/4 - 32 1/4 | 32 1/4 - 33 7/8 | 33 7/8 - 35 3/8 | 35 3/8 - 37 | 37 - 38 5/8 | 38 5/8 - 40 1/8 | 40 1/8 - 41 3/4 | 41 3/4 - 43 1/4 | 43 1/4 - 44 7/8 | 44 7/8 - 46 1/2 | 46 1/2 - 48 |
| C. Waist (Inches) | 22 7/8 - 24 3/8 | 24 3/8 - 26 | 26 - 27 1/2 | 27 1/2 - 29 1/8 | 29 1/8 - 30 3/4 | 30 3/4 - 32 1/4 | 32 1/4 - 33 7/8 | 33 7/8 - 35 3/8 | 35 3/8 - 37 | 37 - 38 5/8 | 38 5/8 - 40 1/8 |
| D. Hip (Inches) | 32 1/4 - 33 7/8 | 33 7/8 - 35 3/8 | 35 3/8 - 37 | 37 - 38 5/8 | 38 5/8 - 40 1/8 | 40 1/8 - 41 3/4 | 41 3/4 - 43 1/4 | 43 1/4 - 44 7/8 | 44 7/8 - 46 1/2 | 46 1/2 - 48 | 48 - 49 1/2 |
| E. Thighs (Inches) | 19 5/8 - 20 1/8 | 20 1/2 - 20 7/8 | 21 1/4 - 21 5/8 | 22 - 22 1/2 | 22 7/8 - 23 1/4 | 23 5/8 - 24 | 24 3/8 - 24 3/4 | 25 1/4 - 25 5/8 | 26 - 26 3/8 | 26 3/4 - 27 1/8 | 27 1/2 - 28 1/8 |
| F. Inner Legs (Inches) | 28 3/8 - 28 3/4 | 29 1/8 - 29 1/2 | 29 7/8 - 30 3/8 | 30 3/4 - 31 1/8 | 31 1/2 - 31 7/8 | 32 1/4 - 32 5/8 | 33 1/8 - 33 1/2 | 33 7/8 - 34 1/4 | 34 1/4 - 34 3/4 | 34 3/4 - 35 1/8 | 35 1/8 - 35 3/4 |
| G. Outer Legs (Inches) | 19 5/8 - 20 1/8 | 20 1/2 - 20 7/8 | 21 1/4 - 21 5/8 | 22 - 22 1/2 | 22 7/8 - 23 1/4 | 23 5/8 - 24 | 24 3/8 - 24 3/4 | 25 1/4 - 25 5/8 | 26 - 26 3/8 | 26 3/4 - 27 1/8 | 27 1/2 - 28 1/8 |
| H. Height (Inches) | 52" - 53" | 54" - 55" | 55" - 56" | 57" - 58" | 58" - 59" | 60" - 61" | 61" - 62" | 62" - 63" | 63" - 64" | 64" - 65" | 65" - 66" |

HOW TO MEASURE

| | |
|---|---|
| A. Chest Measure around the chest under the armpits, keeping the tape horizontal. |  |
| B. Bust Measure around the fullest part of the bust, keeping the tape horizontal. | |
| C. Waist Measure around the natural waist line, inline with the navel, keeping the tape horizontal. | |
| D. Hip Measure around the fullest part of your hips, about 20cm below waist line, keeping the tape horizontal. | |
| E. Thigh Measure around the thigh just below the crotch, keeping the tape horizontal. | |
| F. Inseam Stand against a wall, ask someone else to measure from the crotch to the bottom of your leg. | |
| G. Arm Length Measure from shoulder (Humerus) to wrist. | |
| H. Height Stand against a wall, ask someone else to measure from the floor to the top of your head, keeping the tape vertical. | |



WOMEN'S APPAREL SIZE CHART (CM)

| | | | | | | | | | | |
|--------------------|----|-----|----|----|----|----|----|-----|-----|----|
| Euro Size | 36 | 38 | 40 | 42 | 44 | 46 | 48 | 50 | 52 | 54 |
| International Size | | XXS | XS | S | M | L | XL | XXL | 3XL | |
| U.S. Size | 0 | 2 | 4 | 6 | 8 | 10 | 12 | 14 | 16 | 18 |
| U.S. Pant Size | 22 | 24 | 26 | 28 | 30 | 32 | 34 | 36 | 38 | 40 |

| | | | | | | | | |
|---------------|------------------|------------------|------------------|------------------|------------------|-------------------|---------------------|--------|
| A. Chest (cm) | 74-78 - 78-82 | 78-82 - 82-86 | 82-86 - 86-90 | 86-90 - 90-94 | 90-94 - 94-98 | 94-98 - 98-102 | 98-102 - 102-106 | 102-10 |
|---------------|------------------|------------------|------------------|------------------|------------------|-------------------|---------------------|--------|